




SUZUKI
connect



SUZUKI connect

ADVANCED TELEMATICS SOLUTION

Meet a whole new way to connect to your car. Through the Suzuki Connect system, you can become part of a better connected world. The device once fitted, uses a simple Smartphone App, available on both iOS and Android. The app keeps you in touch with your vehicle allowing you to be better informed, thus enhancing your on-road experience.



VEHICLE TRACKING

Suzuki Connect allows you to keep a track of your vehicle at all times offering you complete peace-of-mind.

LIVE VEHICLE TRACKING

This function lets you keep a track of your car's location in real-time. It gives you the ability to stay updated on each and every step your car takes.

GEO-FENCE

Select and set a maximum of 5 boundary areas for your car at one point of time and receive an alert whenever your car crosses this designated boundary. You can set one of either, a rectangle or a circular boundary design for extra customisation.

NAVIGATE TO CAR

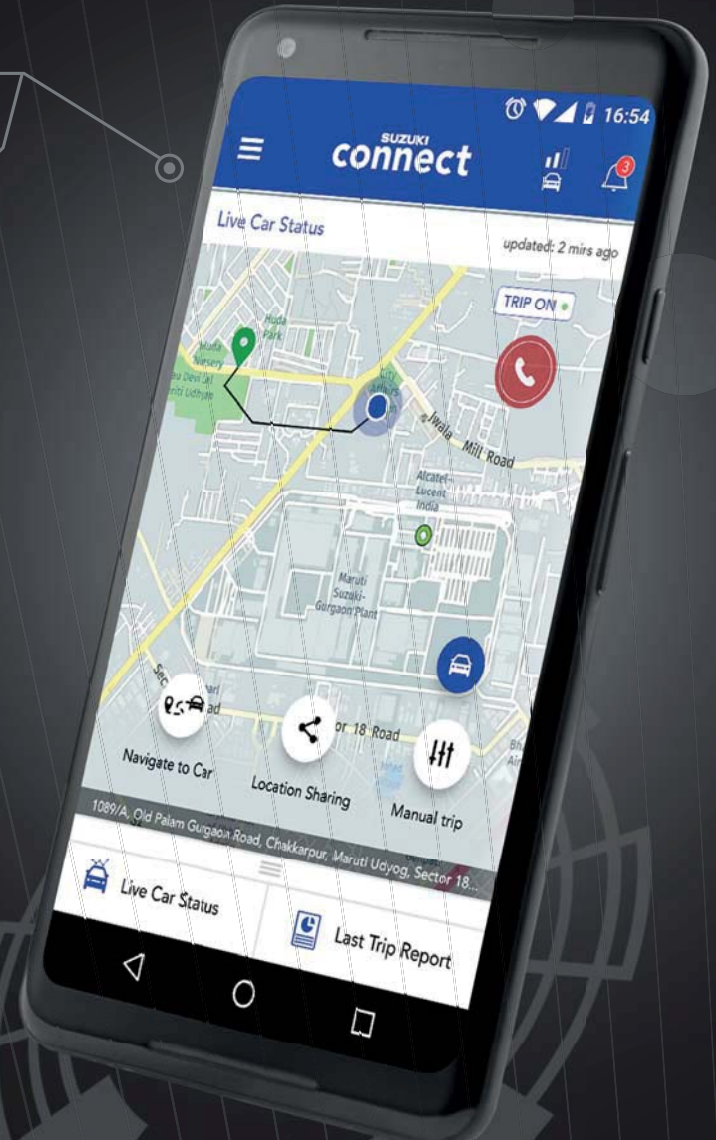
This feature allows you to locate your car and navigate to where it is parked. Forgetting where you parked your car will now be a thing of the past.

TOW-AWAY ALERT

Whenever Suzuki Connect senses that your car has moved from a parked position when the ignition is OFF, you will receive an immediate tow-away alert.

LOCATION SHARING

Now your loved ones can track or follow your car's movement for a specified trip or time when you share your car's location with them. So, they can follow your car's precise movement all the way to your destination at the touch of a button.





EMERGENCY

Suzuki Connect comes feature-packed with essentials that keep your safety paramount. The system ensures that in case of an emergency, whether you're driving your car or away from it, you're always informed.

EMERGENCY ALERT

In case there is a mishap with your vehicle and airbags have deployed, this function allows your chosen contacts to be sent a notification immediately. The notification comes along with your precise location.

PREVENTIVE FUNCTIONAL CALL

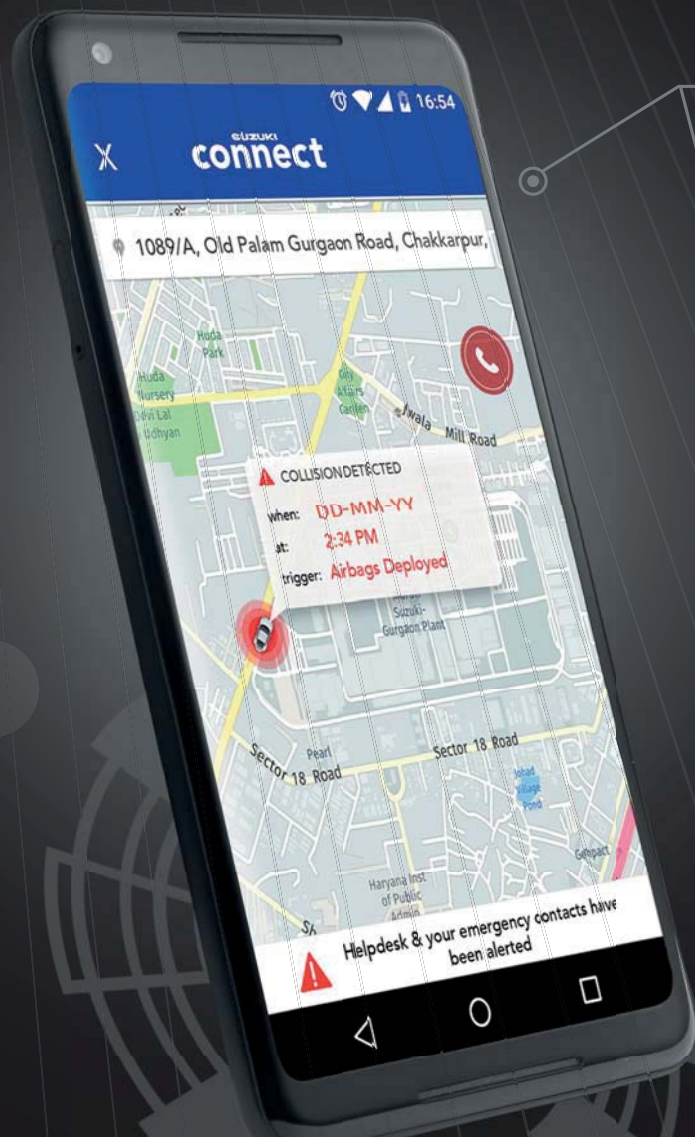
In case the Suzuki Connect system detects an issue, you will be called immediately by our customer care team and also offered immediate Towing / Technician Support for the same. Alternatively, you may also be informed about your nearest Authorized Service Centre.

Suzuki Connect analyses the following parameters before placing a call to you (including but not limited to):

- Fuel Filter Warning Light
- Electric Power Steering Light
- Engine Oil Pressure Light
- Engine Coolant Temperature Light
- Brake System Warning Light
- Airbag Light

CAR ASSISTANCE CALL

You can easily contact customer care with one touch through the red calling button for any assistance to receive Towing as well as Technician Support.



DRIVING BEHAVIOUR ANALYSIS

Get a more holistic picture of your driving style through Suzuki Connect's driving tools and functions. These features allow you to analyse your driving habits such as braking and acceleration to make you drive better and even help you save fuel.

FUEL EFFICIENCY REPORT

Suzuki Connect keeps you informed of your car's average fuel consumption for single or multiple trips.

DRIVING BEHAVIOUR

Analyse and better your driving performance of single or multiple trips based on parameters like acceleration, braking, speed, etc.

DRIVING SCORE

Your driving performance gets scored out of 100, every time you get behind the wheel. This score is created from an algorithm based on several on-road parameters.

TRIP DETAILS

Now, you can review your recent trips to analyse your driving performance in greater detail.

TRIP CONSOLIDATION

A maximum of 10 consecutive trips can be consolidated for a combined review. This function gives you detailed statistics of all your trips together so you can gain a deeper insight into how much distance you have covered, average fuel efficiency for all trips combined and cumulative driving score.





LIVE VEHICLE STATUS

To take convenience to a whole new level, Suzuki Connect offers you important information you need about your vehicle at your fingertips.

LOW FUEL ALERT

Receive Low Fuel Alerts whenever the level of fuel falls below the default limit or a limit set by you on the app (applicable for all types of vehicles).

OVERSPEEDING ALERT

Using the app, you can define a speed limit for your car and receive an alert whenever it crosses that threshold.

VEHICLE STATUS

You can track following information at the touch of a button even if the car is on a trip somewhere else:

- A/C Switch On Indication
- Fuel Level (Petrol/Diesel/CNG) Average Percentage
- Odometer Reading
- Driver Seatbelt Status

When the TRIP is OFF, the following information is displayed:

- Ignition Status
- Fuel Level (Petrol/Diesel/CNG) Average Percentage
- Odometer Reading
- Battery Voltage (Battery Charging Status)

TRIP ON/OFF

Your car's trip status, whether Trip is On or Off can be seen on the app dashboard. Also, you can choose to receive an alert at the start and the end of each trip.

MANUAL TRIP

You can also start and end your trip manually and it will add up the data of auto generated trips during that period.

LAST TRIP SUMMARY

Your last trip's summary information is displayed at a glance.





SERVICE DUE REMINDER

Keeping up regular maintenance of your vehicle has now become a breeze thanks to Suzuki Connect. Now, you can enjoy automatic reminder to get your car serviced. Since the app measures based on your actual odometer reading, the reminder will be accurate and more convenient.



All images used in the brochure are for illustration purpose only.
All features mentioned in the brochure are subject to Terms and Conditions of the Nexa App.
For more information visit us at <https://www.nexaexperience.com/suzuki-connect.html>

NEXA | www.nexaexperience.com

 **MARUTI SUZUKI**